

Pseudothermalization of the QGP

Michael Strickland
Kent State University

Primary refs:

D. Almaalol, A. Kurkela, and MS, forthcoming
MS, JHEP2018, 128

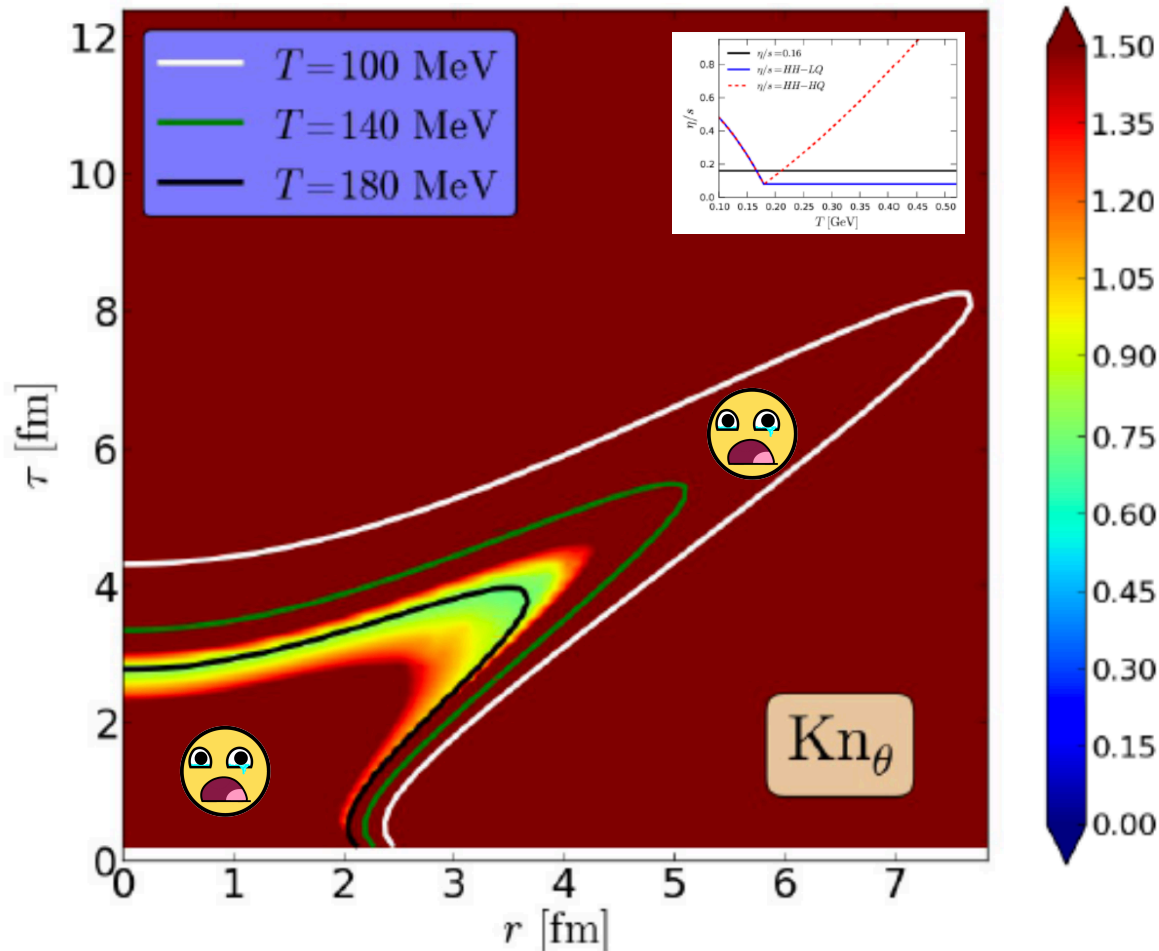
Banff International Research Station
Theoretical Foundations of Relativistic Hydrodynamics
Nov 25, 2019



U.S. DEPARTMENT OF
ENERGY

p-A @ 2.76 TeV - Don't be happy, worry!

Figure (sans emoticons): H. Niemi and G. Denicol, 1404.7327



- Large gradients (Knudsen #) induce non-equilibrium deviations (measured by inverse Reynolds #)
- Evolution equations truncated at fixed order in these quantities \rightarrow potential inaccuracy
- System has short lifetime \rightarrow distribution function still far from equilibrium at freeze out

Practical goals

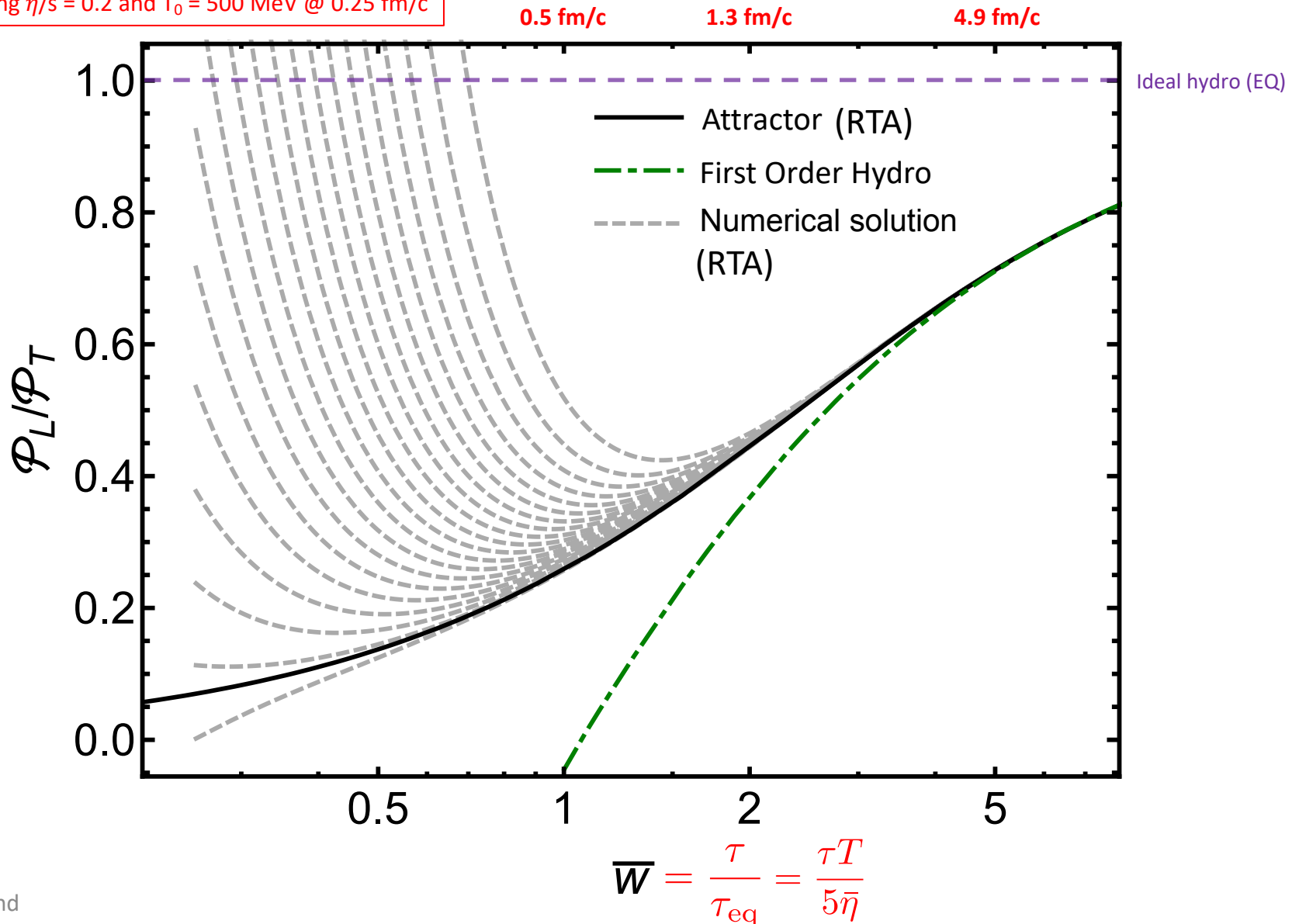
Improved hydrodynamic treatments in far from equilibrium systems:

- Can we construct hydrodynamic frameworks that more accurately describe EKT QCD thermalization and apply them to phenomenology? ** more computationally efficient than doing 3+1d kinetic theory simulations and can be extended across changes in fundamental DOFs
- Is there an attractor for the one-particle distribution function using EKT → improved description at freezeout?
- Today, I will present initial progress towards these goals

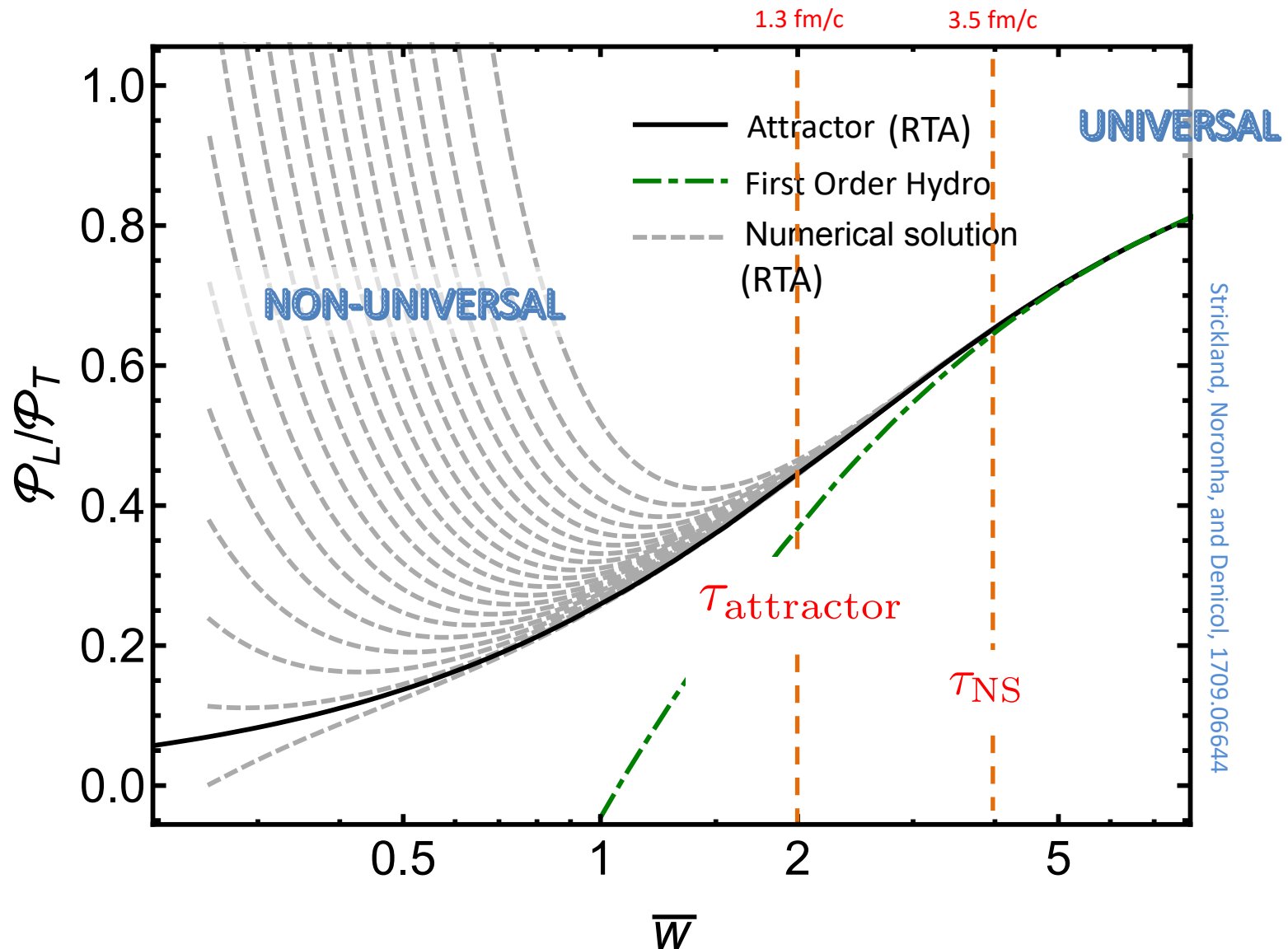
The non-equilibrium attractor

The attractor concept

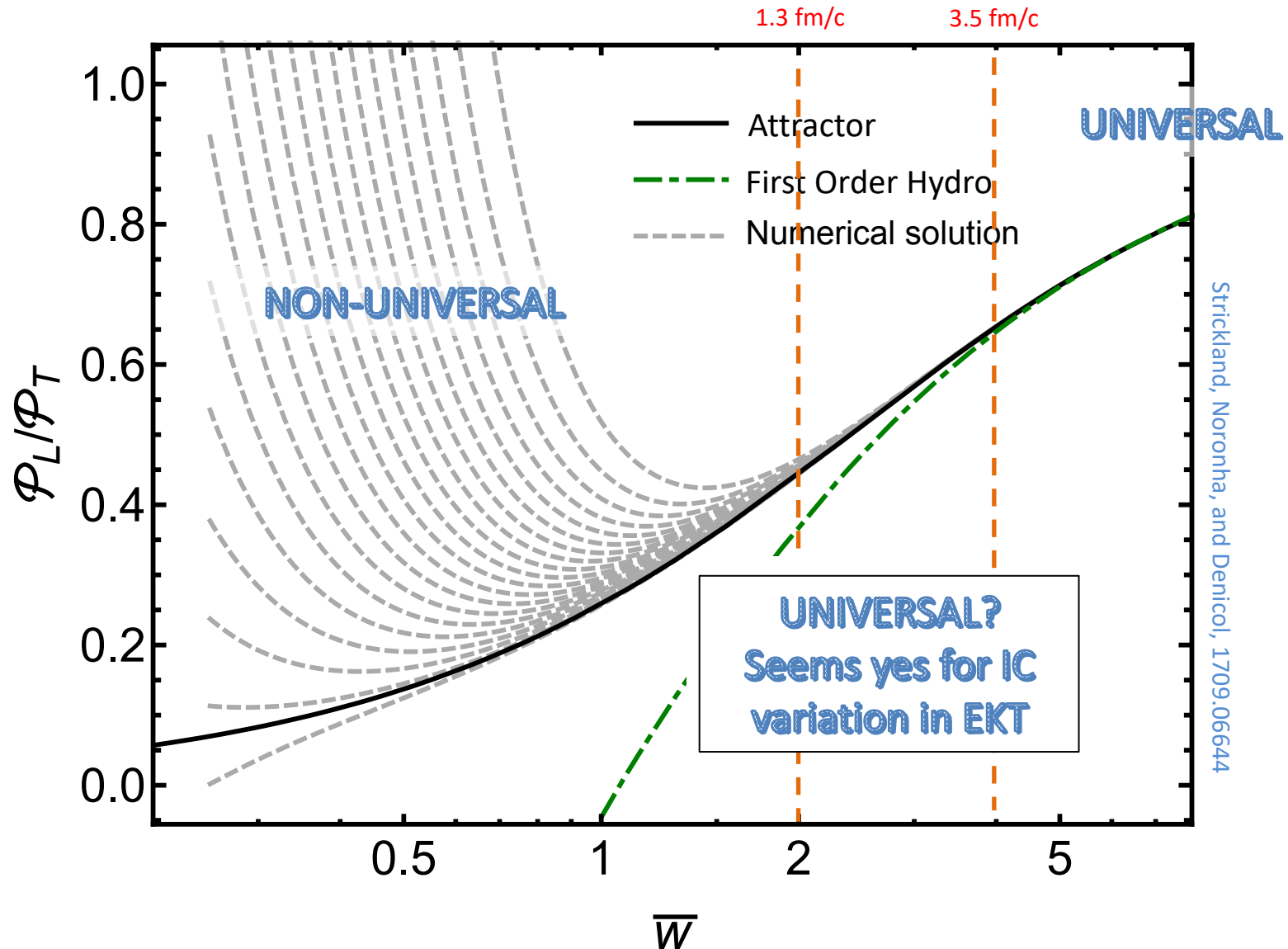
Assuming $\eta/s = 0.2$ and $T_0 = 500$ MeV @ 0.25 fm/c



The attractor concept



The attractor concept



Attractor exists in many theories

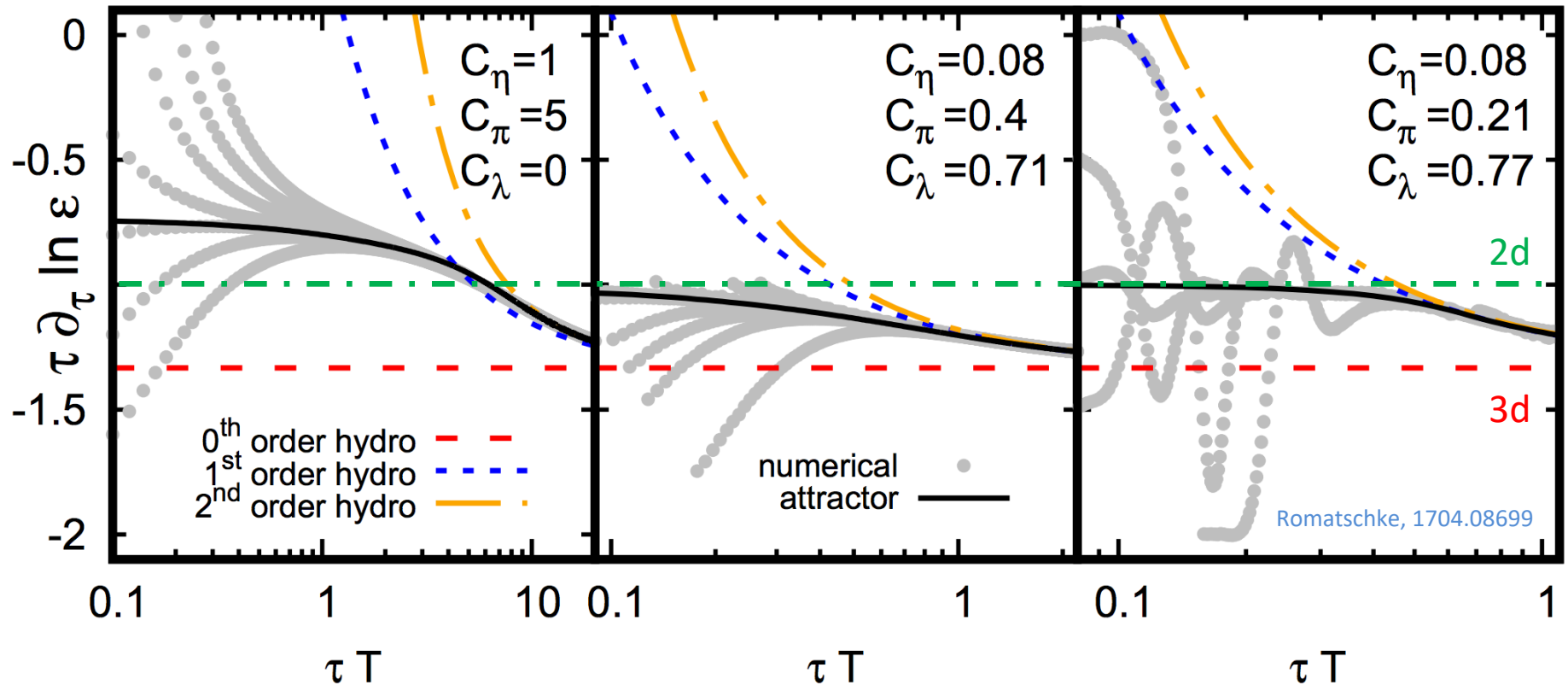
rBRSS Viscous Hydro

Baier, Romatschke, Son, Starinets, and Stephanov

Exact RTA Boltzmann EQ Sol

Florkowski, Ryblewski, and MS 1304.0665; 1305.7234

AdS/CFT



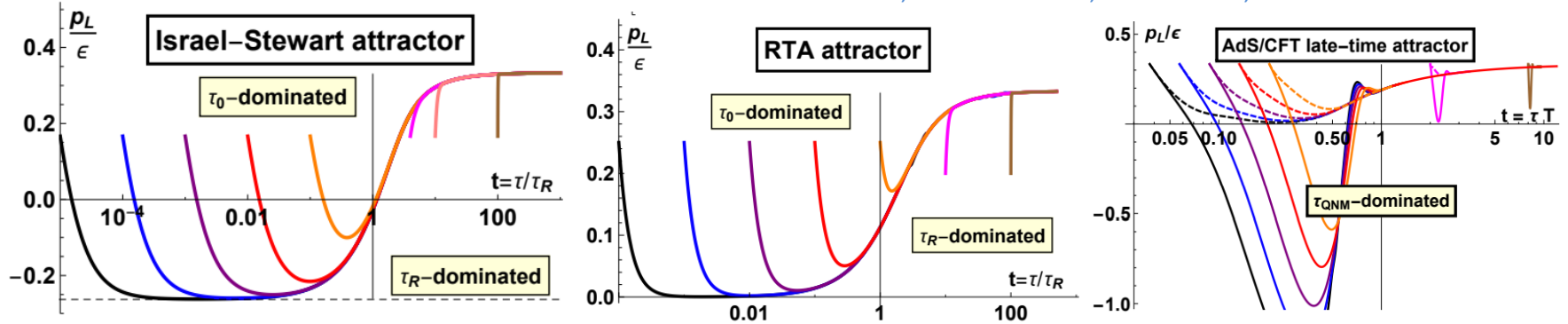
Quantity plotted is $-2 \frac{\mathcal{P}_L + \mathcal{P}_T}{\mathcal{P}_L + 2\mathcal{P}_T}$

$\longrightarrow -4/3$ (ideal fluid)

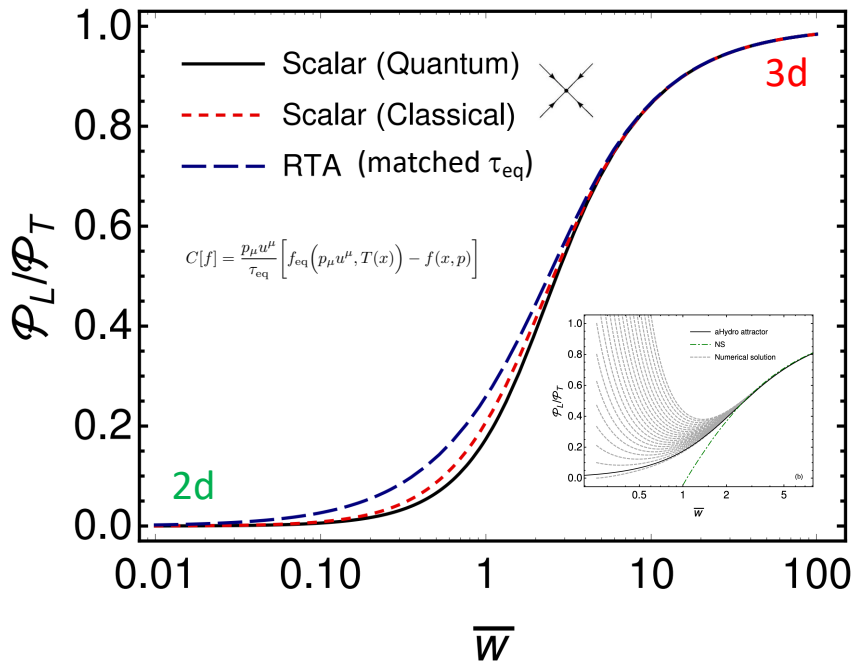
$\longrightarrow -1$ (2d fluid)

Early time behavior sensitive to model

Kurkela, van der Schee, Wiedemann, and Wu 1907.08101

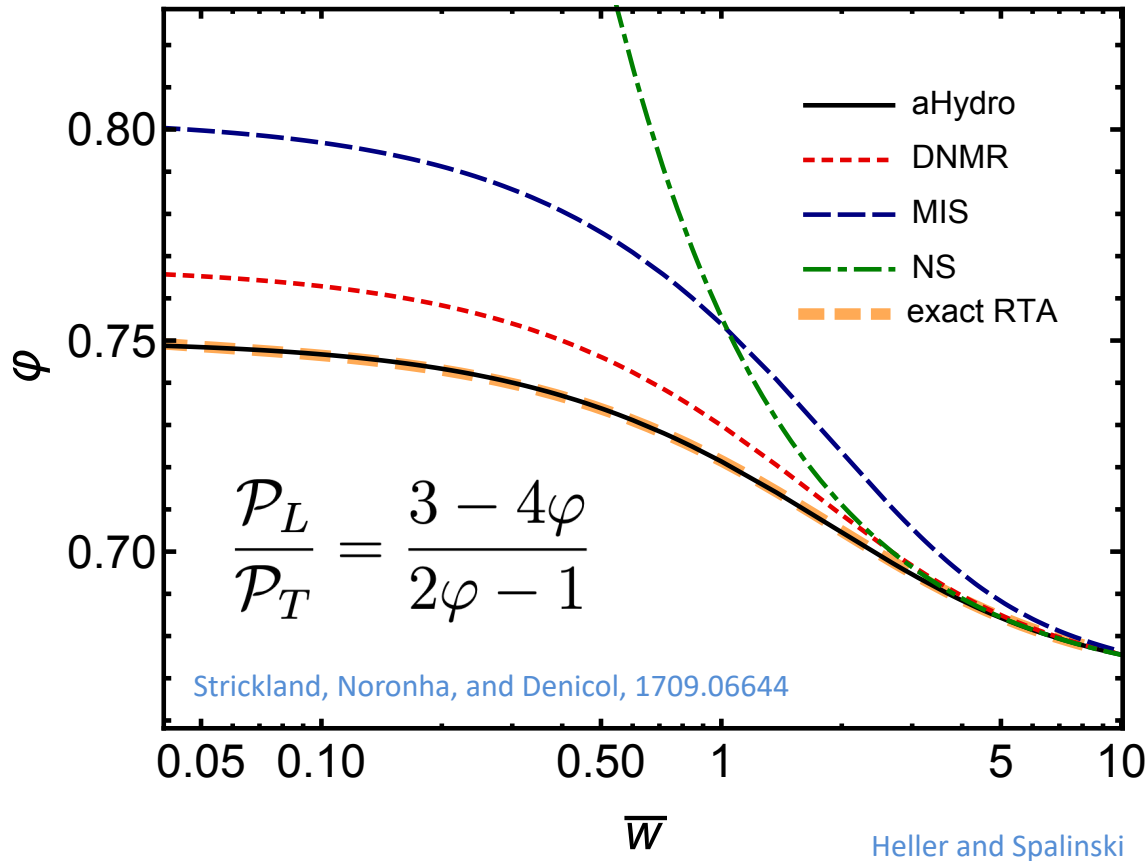


D. Almaalol and MS, 1801.10173



- Top three panels show IS, RA, and AdS/CFT evolution
- RTA has positive pressures, IS and AdS/CFT have negative P_L
- Early time AdS/CFT attractor sensitive to details of initial condition
- Left panel shows comparison of the attractor for RTA and a scalar QFT with/without quantum statistics

Can test hydro approximations using attractors



- Can compare exact RTA result to different hydro frameworks
- In each case one has to solve a 1d ODE subject to a self-consistent boundary condition
- **aHydro performs the best because it “resums” an infinite # of terms in Re^{-1}**

2nd order vHydro

$$\bar{w}\varphi\varphi' + 4\varphi^2 + \left[\bar{w} + \left(\beta_{\pi\pi} - \frac{20}{3}\right)\right]\varphi - \frac{4c_{\eta/\pi}}{9} - \frac{2}{3}(\beta_{\pi\pi} - 4) - \frac{2\bar{w}}{3} = 0$$

Strickland, Noronha, and Denicol

LO order aHydro

$$\bar{w}\varphi \frac{\partial\varphi}{\partial\bar{w}} = \left[\frac{1}{2}(1 + \xi) - \frac{\bar{w}}{4}\mathcal{H}\right] \bar{\Pi}'$$

Beyond hydrodynamics?

Beyond hydrodynamics?

MS, JHEP2018, 128; 1809.01200

- Can the concept of a non-equilibrium attractor be extended beyond the 14 degrees of freedom described using the energy-momentum tensor, number density, and diffusion current?
- In kinetic theory we describe things in terms of a one-particle distribution function $\mathbf{f}(\mathbf{x}, \mathbf{p})$ and the energy-momentum tensor is obtained from low-order moments:

$$T^{\mu\nu} = \int dP p^\mu p^\nu f(x, p) \qquad \int dP \equiv \int \frac{d^3p}{(2\pi)^2 E}$$

- What about more general moments of f ? Particularly ones that are sensitive to higher momenta?

Beyond hydrodynamics?

MS, JHEP2018, 128; 1809.01200

- For a conformal system it suffices to consider

$$\mathcal{M}^{nm}[f] \equiv \int dP (p \cdot u)^n (p \cdot z)^{2m} f(x, p)$$

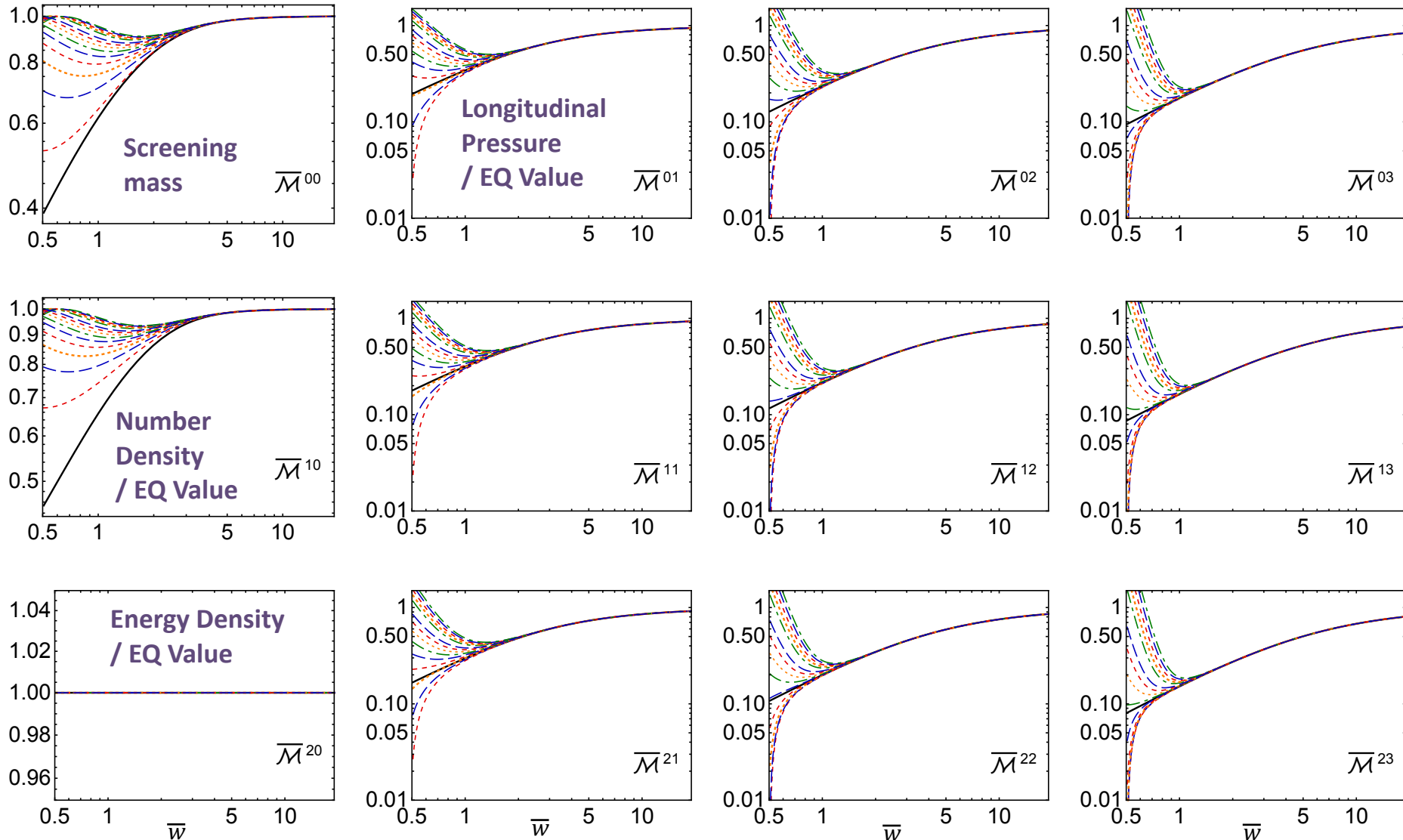
- This encompasses the moments necessary to construct the energy momentum tensor, e.g. below, and more

$$\varepsilon = \mathcal{M}^{20} = \int dP (p \cdot u)^2 f(\tau, w, p_T) = T_{\text{LRF}}^{00}$$

$$P_L = \mathcal{M}^{01} = \int dP (p \cdot z)^2 f(\tau, w, p_T) = T_{\text{LRF}}^{zz}$$

Behavior of higher-order moments

MS, JHEP2018, 128; 1809.01200



Black Line = Attractor Solution

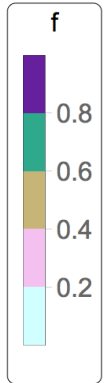
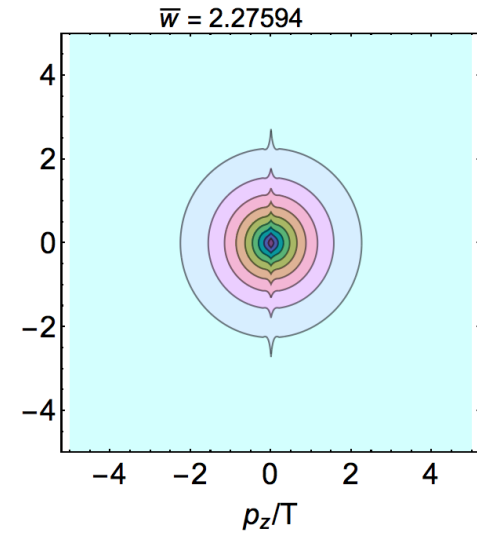
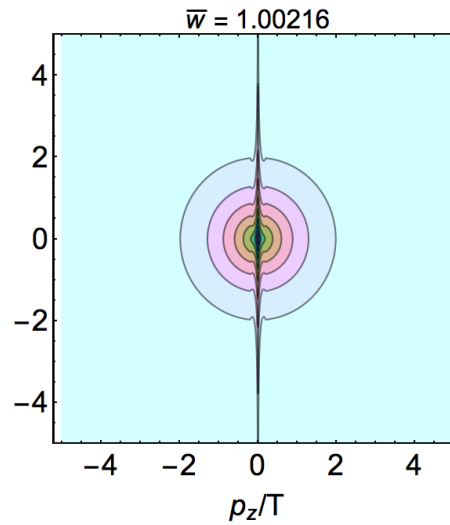
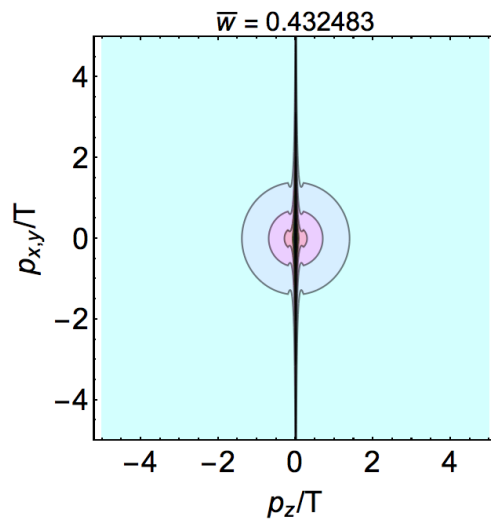
Dashed colored lines = scan of initial conditions

The attractor for the distribution function itself

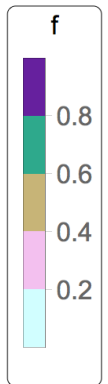
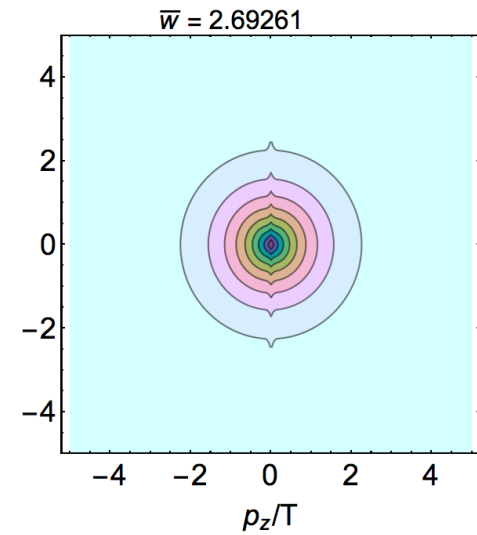
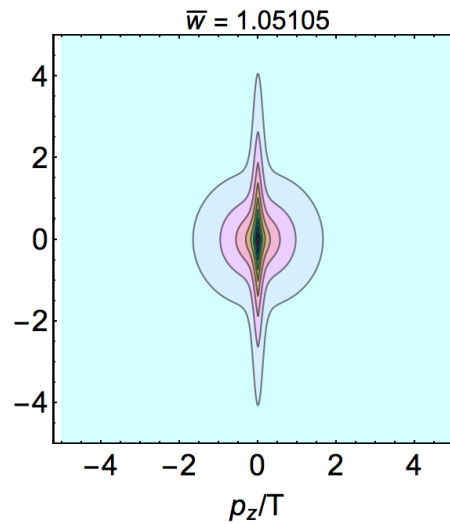
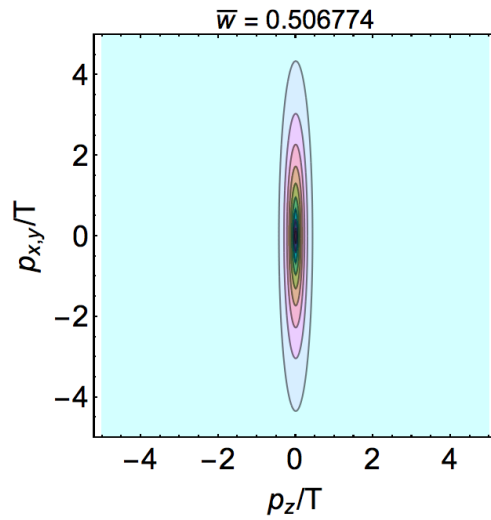
Attractor distribution function

MS, JHEP2018, 128; 1809.01200

Attractor Solution

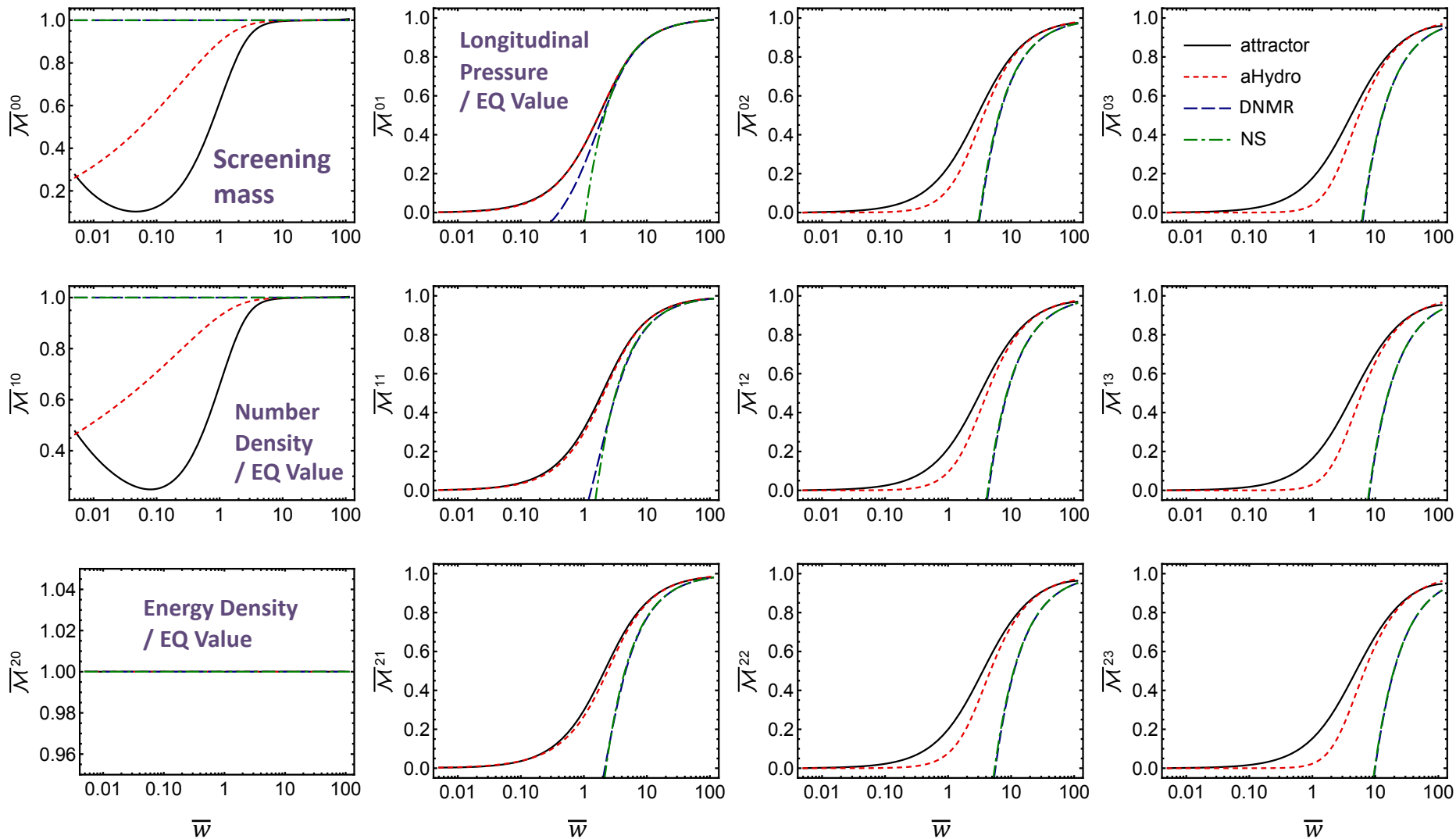


Generic IC Solution



Comparison of exact attractor for moments with different hydrodynamics approximations

Hydrodynamic comparisons

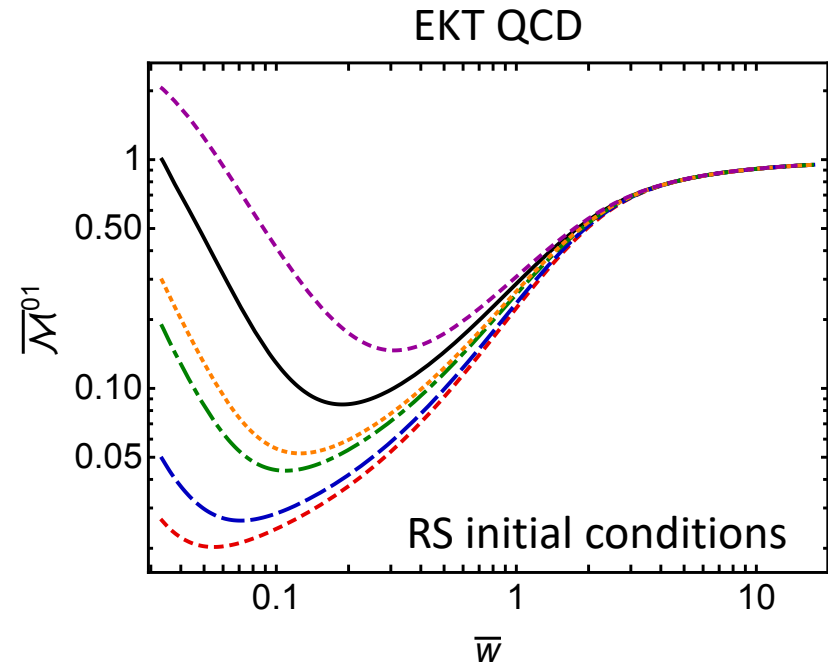
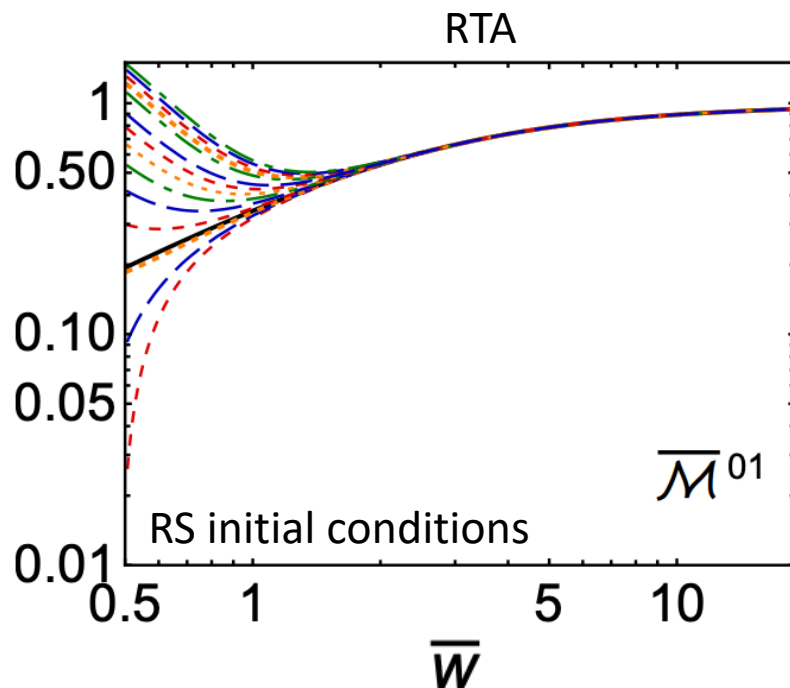


QCD?

Evidence for a QCD EKT attractor

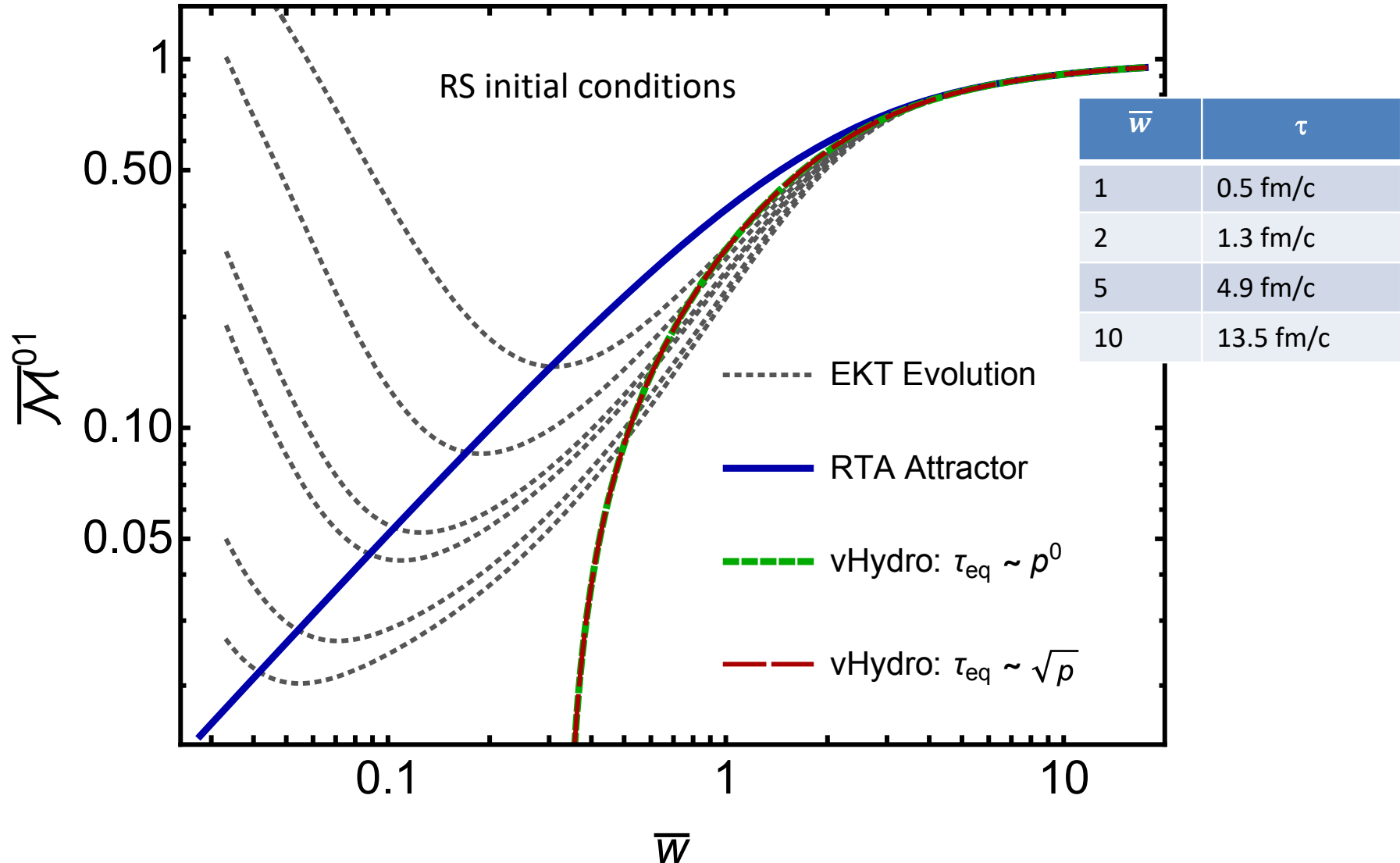
D. Almaalol, A. Kurkela, and M. Strickland, forthcoming.

- Numerical implementation of pure glue AMY effective kinetic theory
- Includes elastic gluon scattering and gluon splitting with LPM and detailed balance.
- We use the “pure glue” EKT code of [Kurkela and Zhu PRL 115, 182301 \(2015\)](#)
- 250 x 50² grid in momentum space



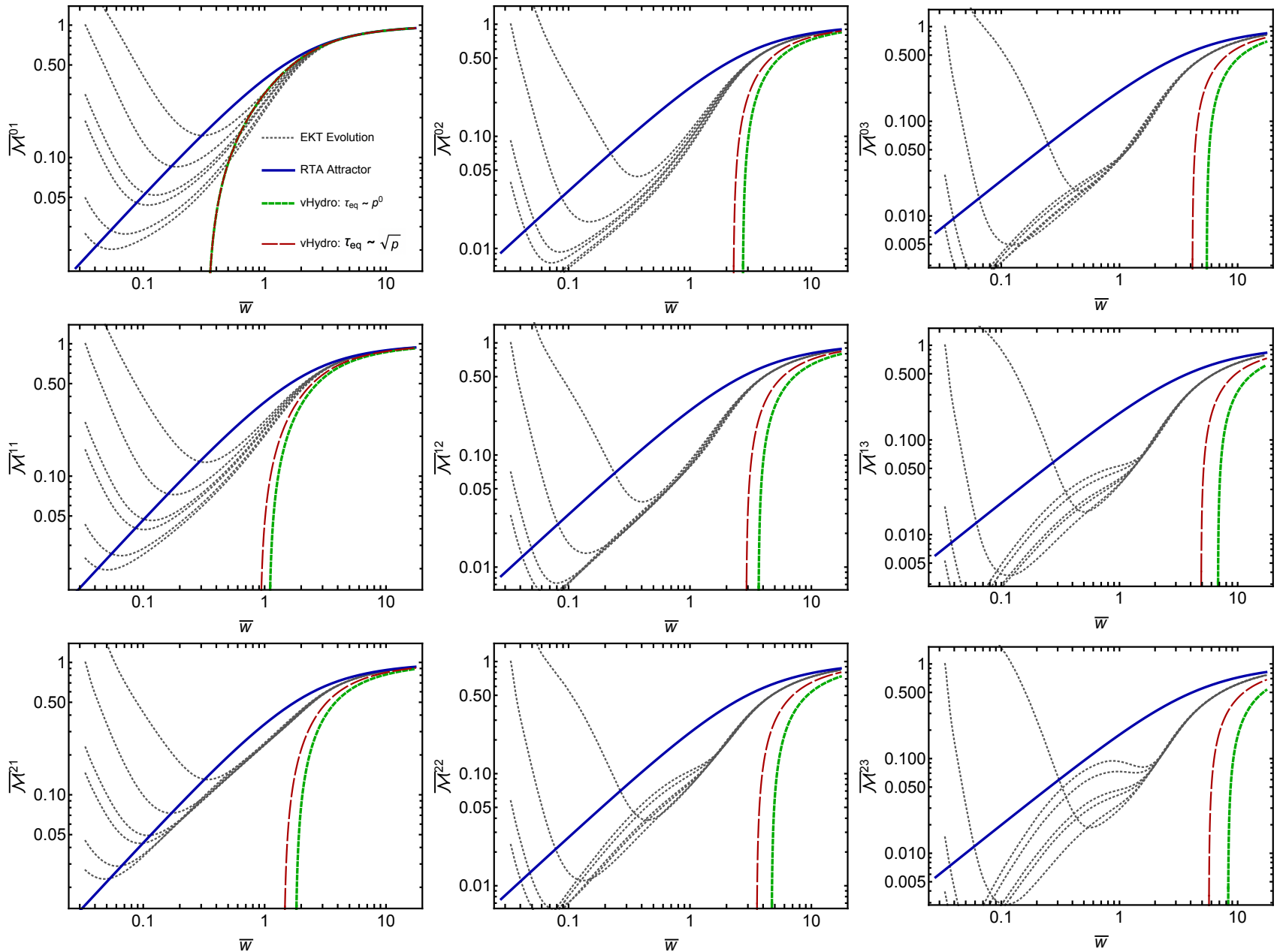
Evidence for a QCD EKT attractor

D. Almaalol, A. Kurkela, and M. Strickland, forthcoming.

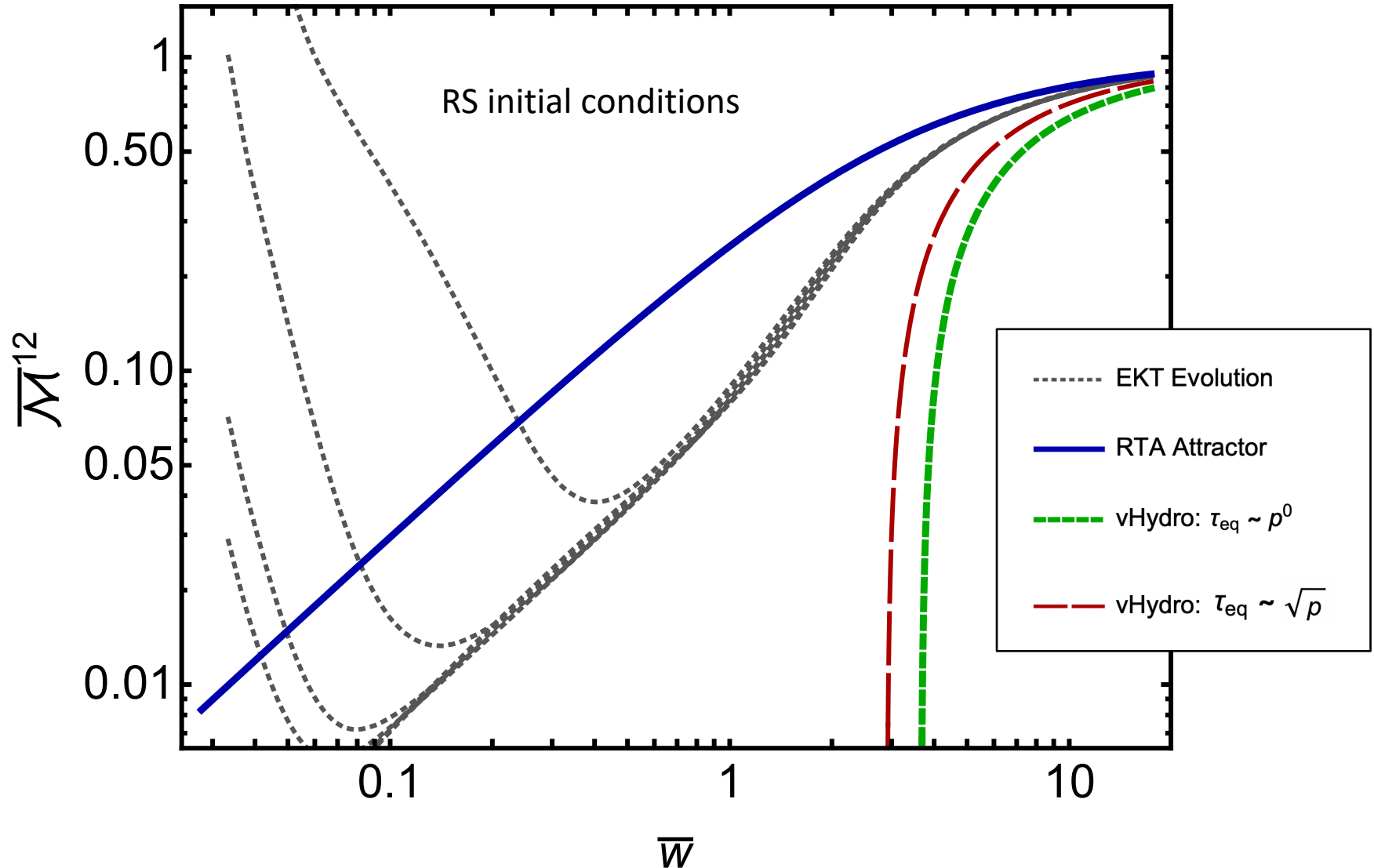


Evidence for a QCD EKT attractor

RS initial conditions

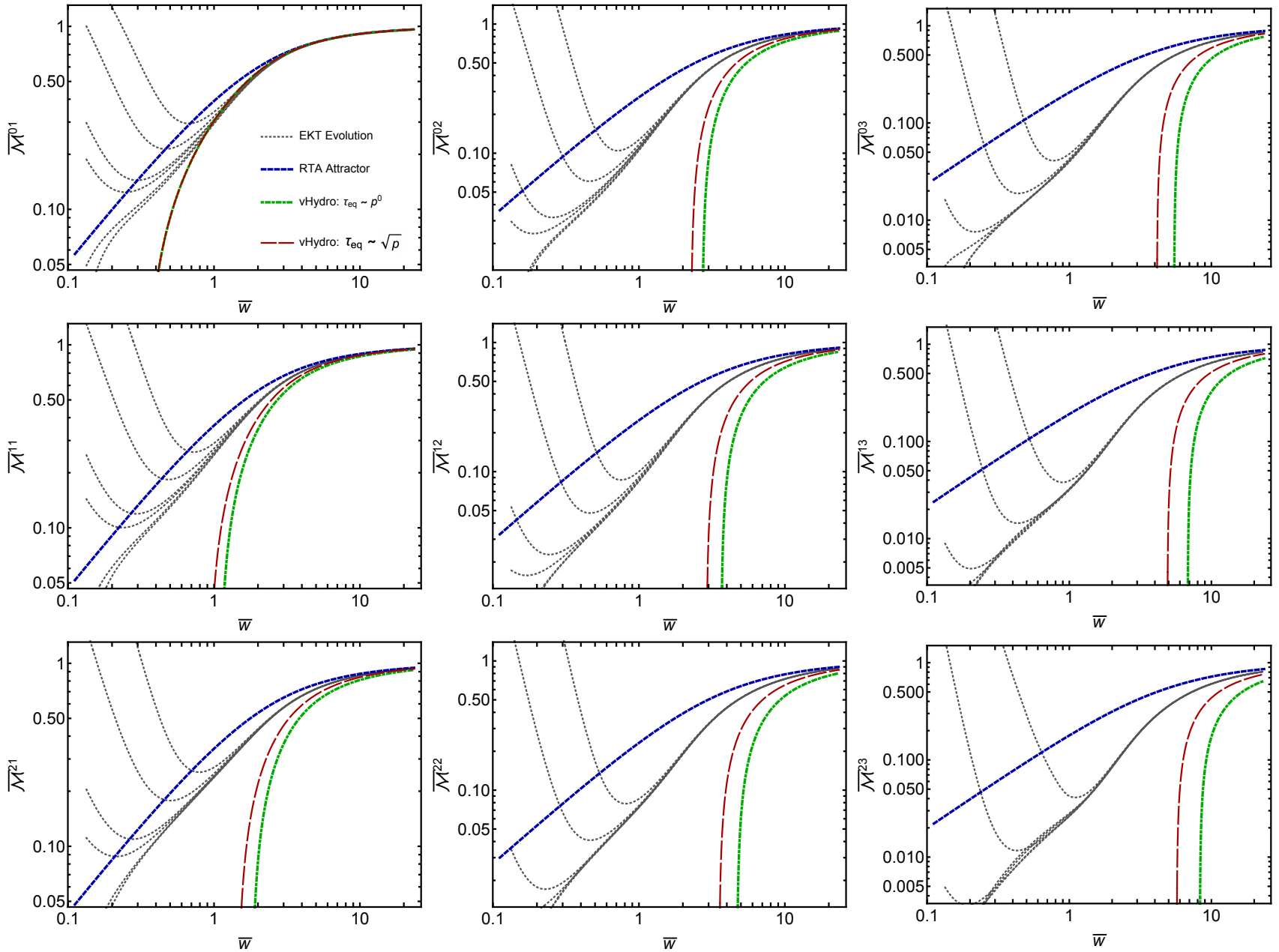


Evidence for a QCD EKT attractor

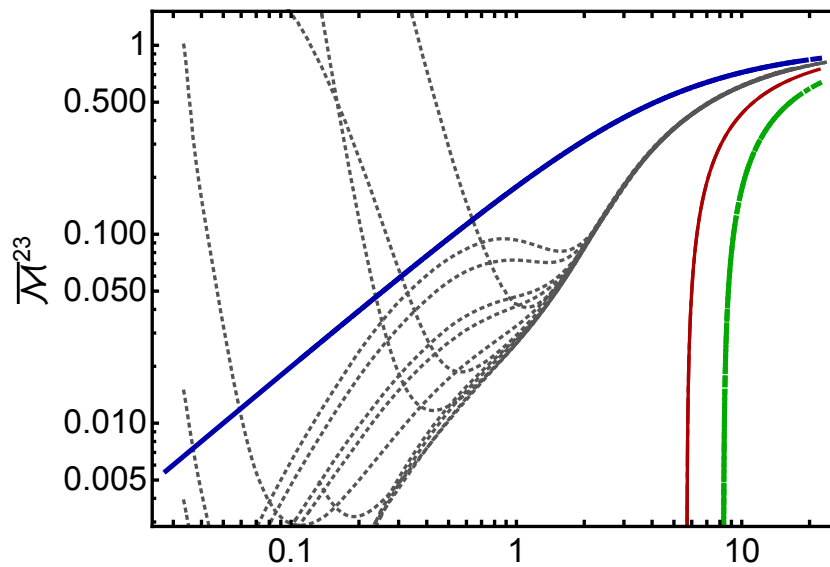
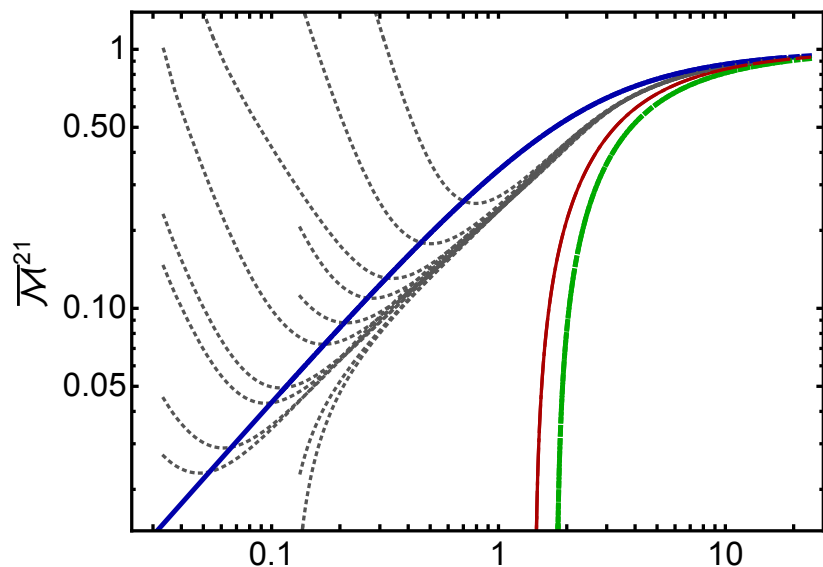
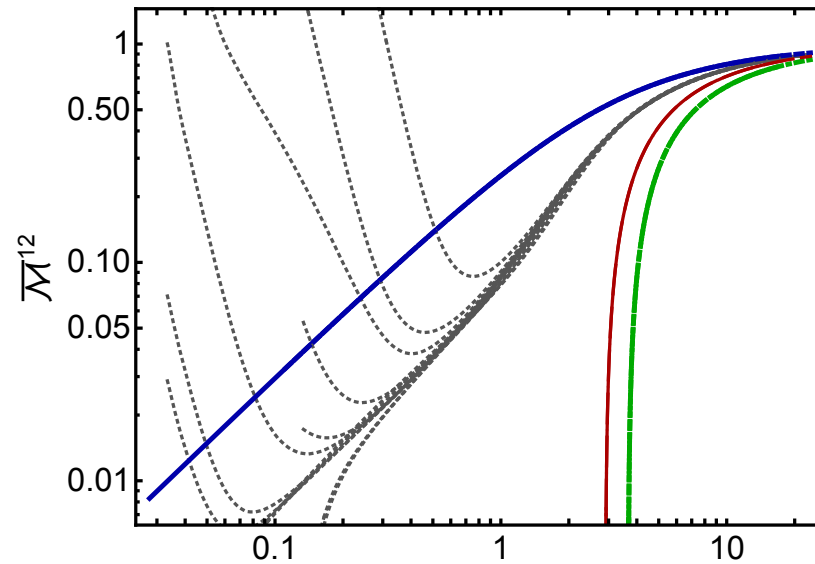
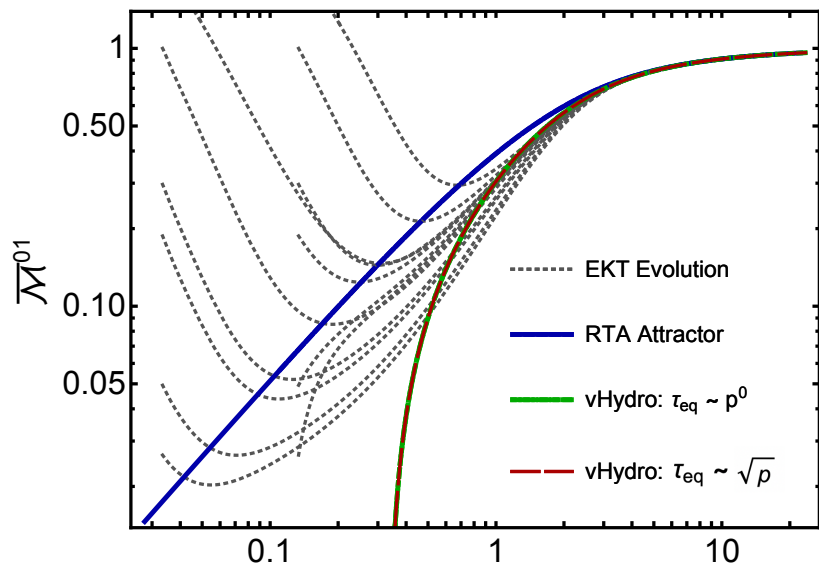


Evidence for a QCD EKT attractor

CGC (overoccupied) initial conditions



Both types of initial conditions



\overline{W}

\overline{W}

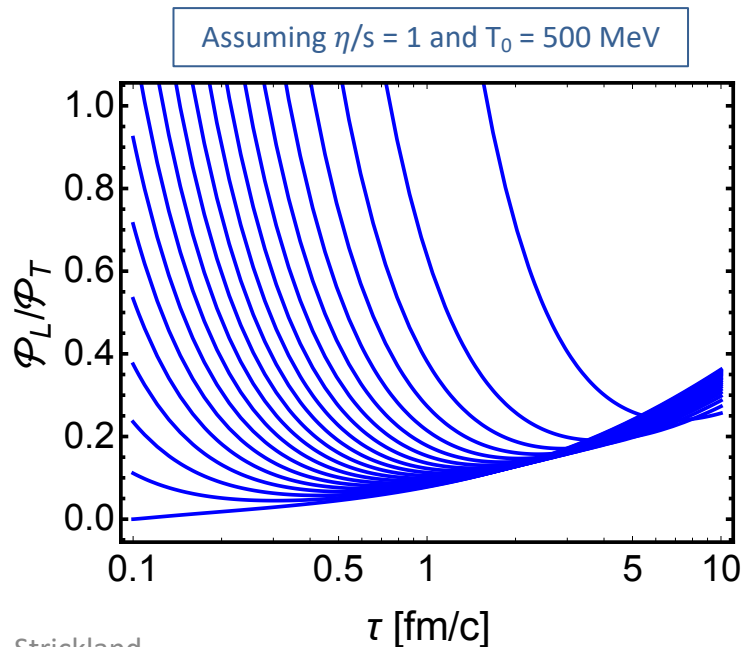
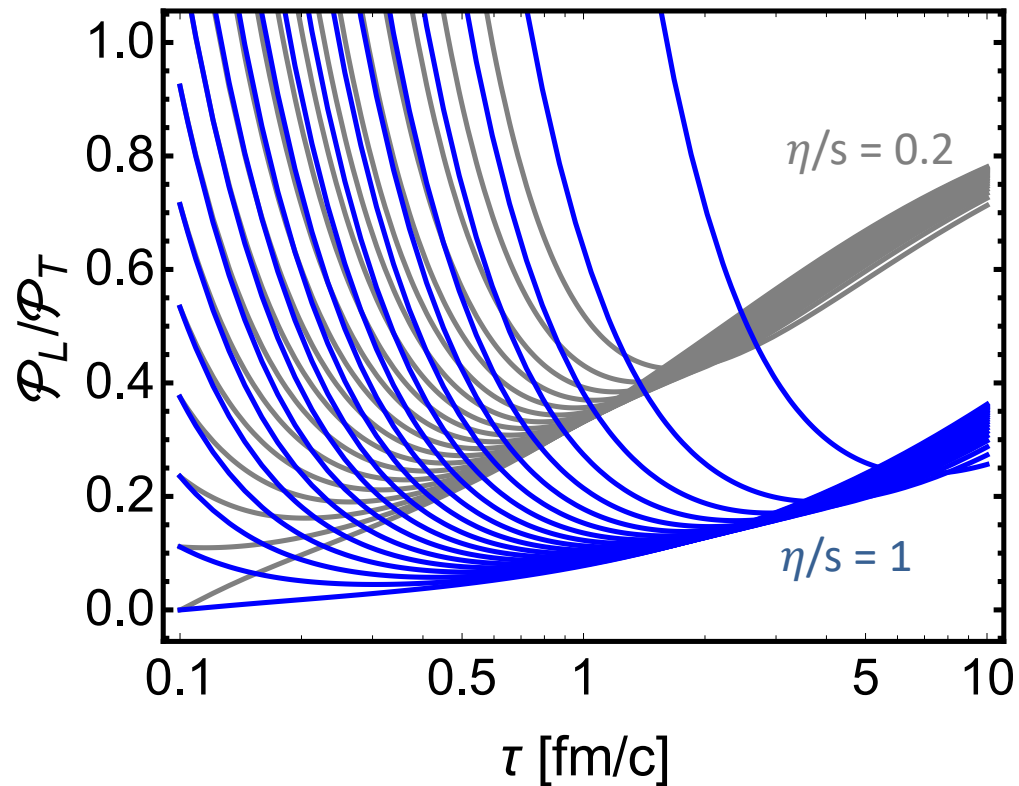
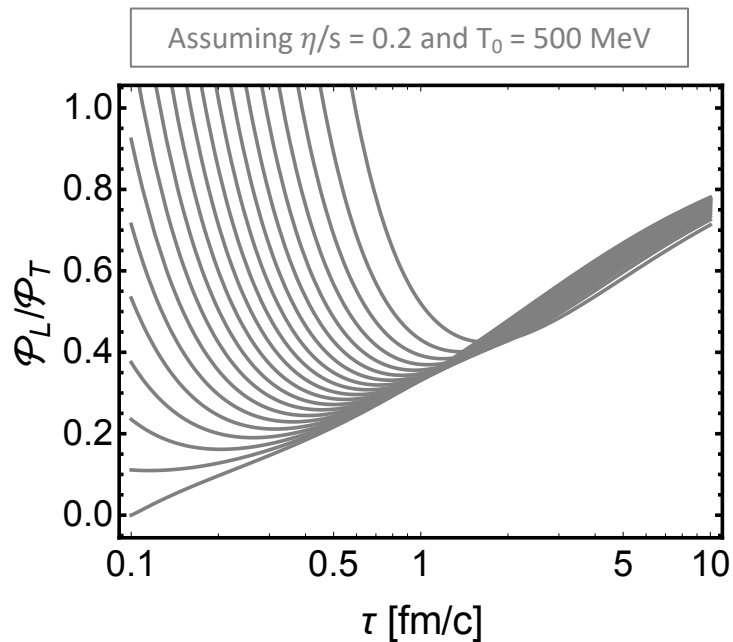
Conclusions

- Attractor for low-order moments well-approximated by hydro but system is not in equilibrium → hydrodynamization instead of thermalization
- RTA and EKT higher-order moments poorly described by standard viscous hydrodynamics
- There is, however, a fast convergence to a non-equilibrium attractor for higher moments → **pseudo-thermalization instead of hydrodynamization**

More conclusions

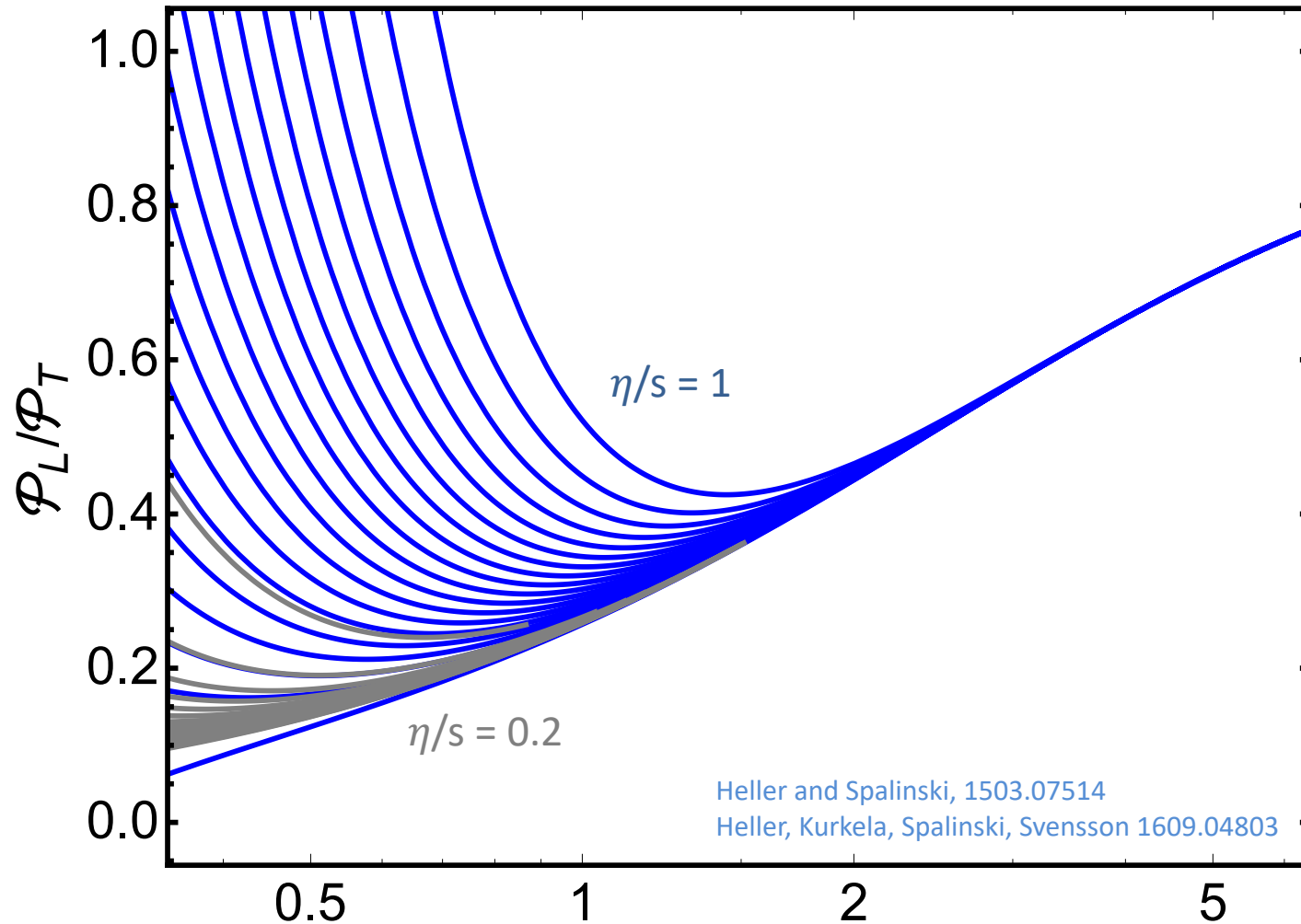
- Different models \rightarrow different attractors and/or multiple basins of attractor
- Like RTA, EKT QCD has a “beyond hydrodynamics” attractor that seems to be independent of initial condition
- For EKT, we considered two types of initial conditions
- EKT early time attractor for low-order moments; higher-order moments show later “collapse”; all moments collapse @ $\bar{w} \sim 3$
- Can we use properties of EKT attractor to improve hydro and freeze-out?

Backup Slides



- Keep it simple: Bjorken 0+1d dynamics.
- Solve dynamical equations for different initial conditions and different values of the shear viscosity (gray vs blue)
- Hints of universal behavior at late times visible (similar levels of momentum anisotropy)

Collapsing the data to the attractor



$$\bar{W} = \frac{\tau}{\tau_{\text{eq}}(\tau)} = \frac{\tau T(\tau)}{5\bar{\eta}}$$

Bjorken Expansion: Exact RTA Solution

- Simple model: Boost-invariant, transversally homogeneous Boltzmann equation in relaxation time approximation (RTA).
- Many results in this model, so we can compare with the literature.

Boltzmann EQ: $p^\mu \partial_\mu f(x, p) = C[f(x, p)]$

RTA: $C[f] = \frac{p_\mu u^\mu}{\tau_{\text{eq}}} \left[f_{\text{eq}}(p_\mu u^\mu, T(x)) - f(x, p) \right]$

Massless Particles

W. Florkowski, R. Ryblewski, and MS,
1304.0665 and 1305.7234

Massive Particles

W. Florkowski, E. Maksymiuk,
R. Ryblewski, and MS, 1402.7348

Solution:

$$f(\tau, w, p_T) = D(\tau, \tau_0) f_0(w, p_T) + \int_{\tau_0}^{\tau} \frac{d\tau'}{\tau_{\text{eq}}(\tau')} D(\tau, \tau') f_{\text{eq}}(\tau', w, p_T)$$

Time-
dependent
relaxation time

$$\tau_{\text{eq}}(\tau) = \frac{5\bar{\eta}}{T(\tau)}$$

Damping
Function

$$D(\tau_2, \tau_1) = \exp \left[- \int_{\tau_1}^{\tau_2} d\tau \tau_{\text{eq}}^{-1}(\tau) \right]$$

0+1d RTA Exact Solution

$$T^4(\tau) = D(\tau, \tau_0) T_0^4 \frac{\mathcal{H}\left(\frac{\alpha_0 \tau_0}{\tau}\right)}{\mathcal{H}(\alpha_0)} + \int_{\tau_0}^{\tau} \frac{d\tau'}{2\tau_{\text{eq}}(\tau')} D(\tau, \tau') T^4(\tau') \mathcal{H}\left(\frac{\tau'}{\tau}\right)$$

Once this integral equation is solved (by numerical iteration), we can construct the full one-particle distribution function $f(\tau, p)$ and we can compute general moments:

$$f(\tau, w, p_T) = D(\tau, \tau_0) f_0(w, p_T) + \int_{\tau_0}^{\tau} \frac{d\tau'}{\tau_{\text{eq}}(\tau')} D(\tau, \tau') f_{\text{eq}}(\tau', w, p_T)$$

- GPL'd CUDA code:
personal.kent.edu/~mstrick6/code
- Computes all moments and the full distribution function
- CUDA enables computation on very fine grids (N_tau ~ 4000, N_pt, N_pz ~ 500, 500).

$$\mathcal{M}^{nm}(\tau) = \frac{\Gamma(n+2m+2)}{(2\pi)^2} \left[D(\tau, \tau_0) 2^{(n+2m+2)/4} T_0^{n+2m+2} \frac{\mathcal{H}^{nm}\left(\frac{\alpha_0 \tau_0}{\tau}\right)}{[\mathcal{H}^{20}(\alpha_0)]^{(n+2m+2)/4}} + \int_{\tau_0}^{\tau} \frac{d\tau'}{\tau_{\text{eq}}(\tau')} D(\tau, \tau') T^{n+2m+2}(\tau') \mathcal{H}^{nm}\left(\frac{\tau'}{\tau}\right) \right],$$

$$\mathcal{H}^{nm}(y) = \frac{2y^{2m+1}}{2m+1} {}_2F_1\left(\frac{1}{2} + m, \frac{1-n}{2}; \frac{3}{2} + m; 1 - y^2\right).$$

Time scales

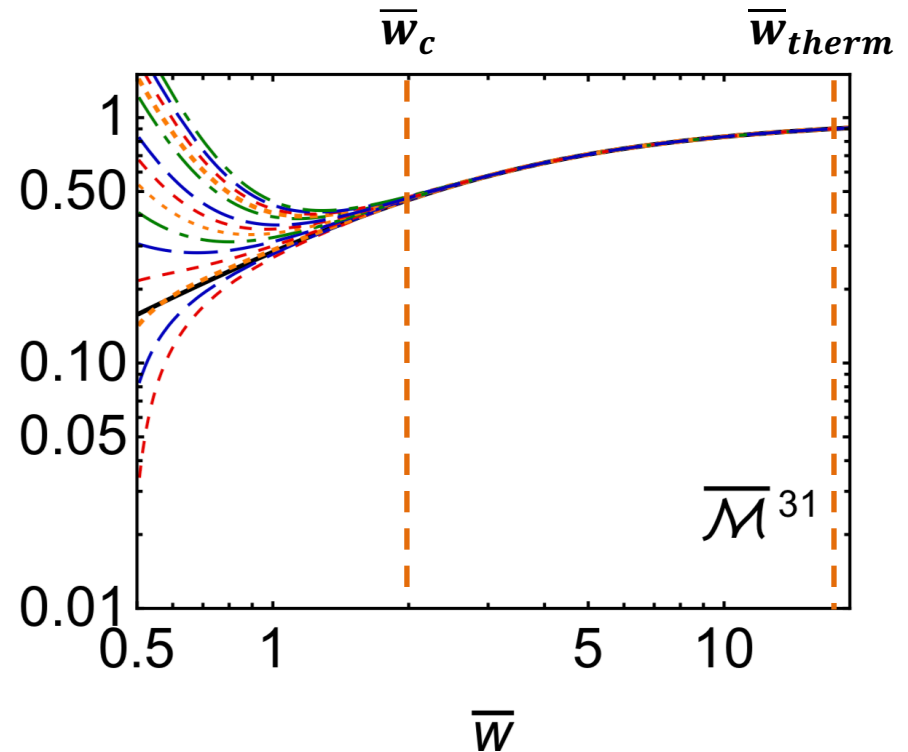
From each of these results, we can obtain

1. An estimate of the thermalization time by requiring that the scaled moment reaches 0.9.

→ **Thermalization time \bar{w}_{therm}**

2. An estimate of the time it takes each moment to approach its respective attractor solution to within a given tolerance.

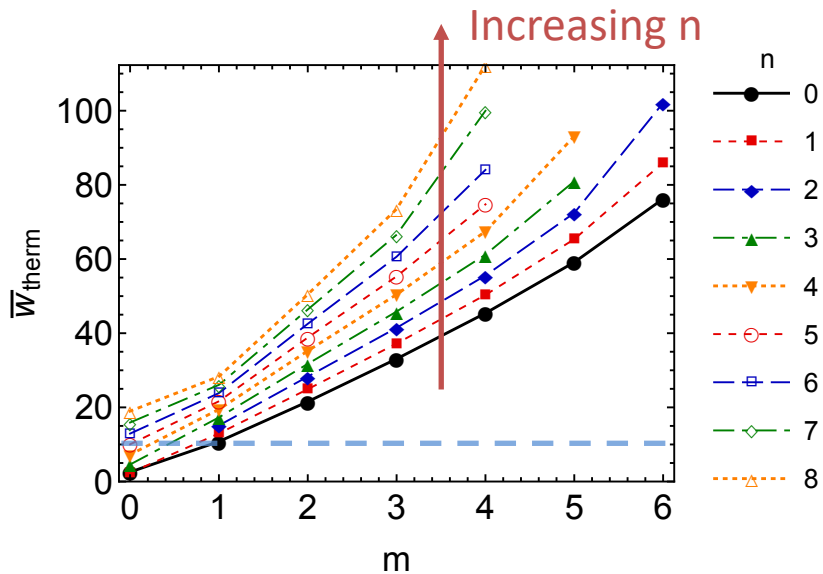
→ **Convergence (or pseudo-thermalization) time \bar{w}_c**



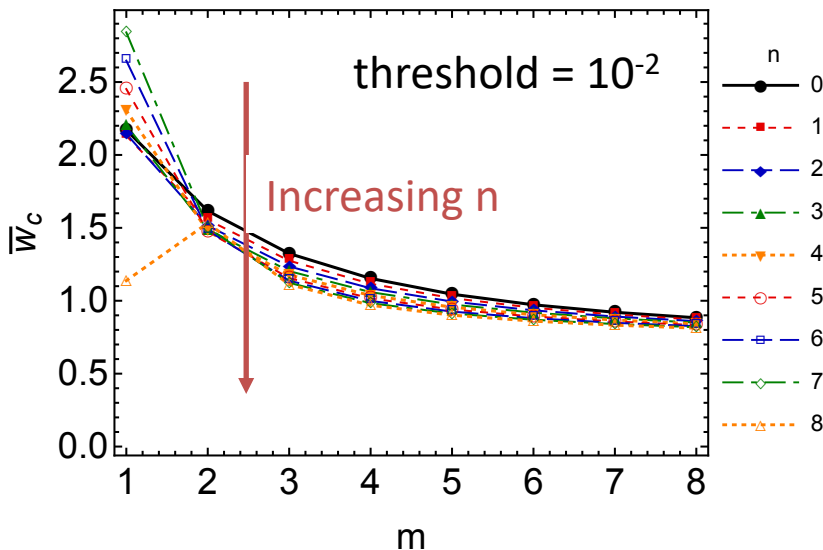
\bar{w}	τ
1	0.5 fm/c
2	1.3 fm/c
5	4.9 fm/c
10	13.5 fm/c

Assuming $\eta/s = 0.2$ and $T = 500$ MeV

Time scales



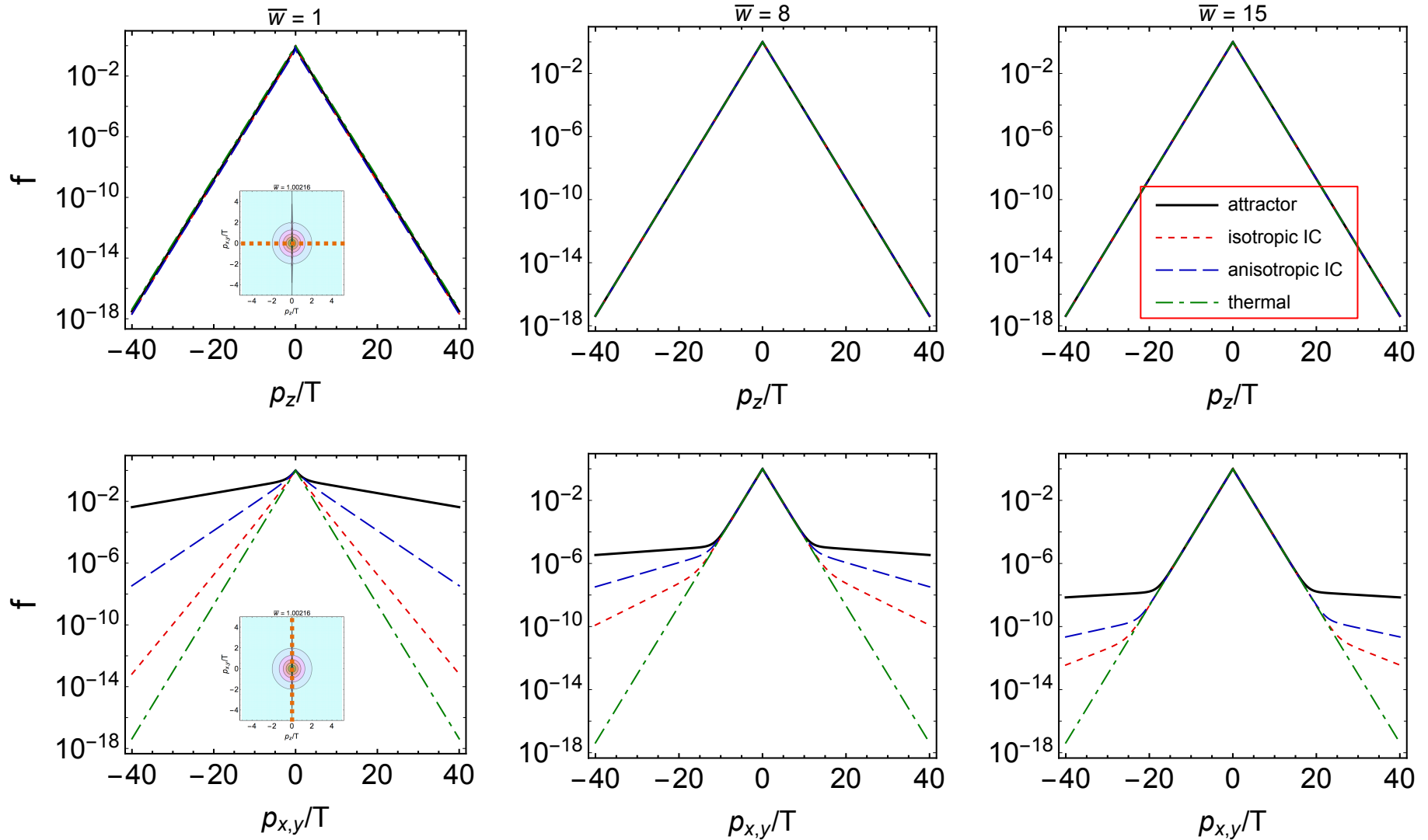
- As m or n increase the thermalization time increases
- For $m > 2$ ($n > 1$) convergence time decrease as n (m) increases
- **This demonstrates that at large n, m there is a parametric separation of scales**



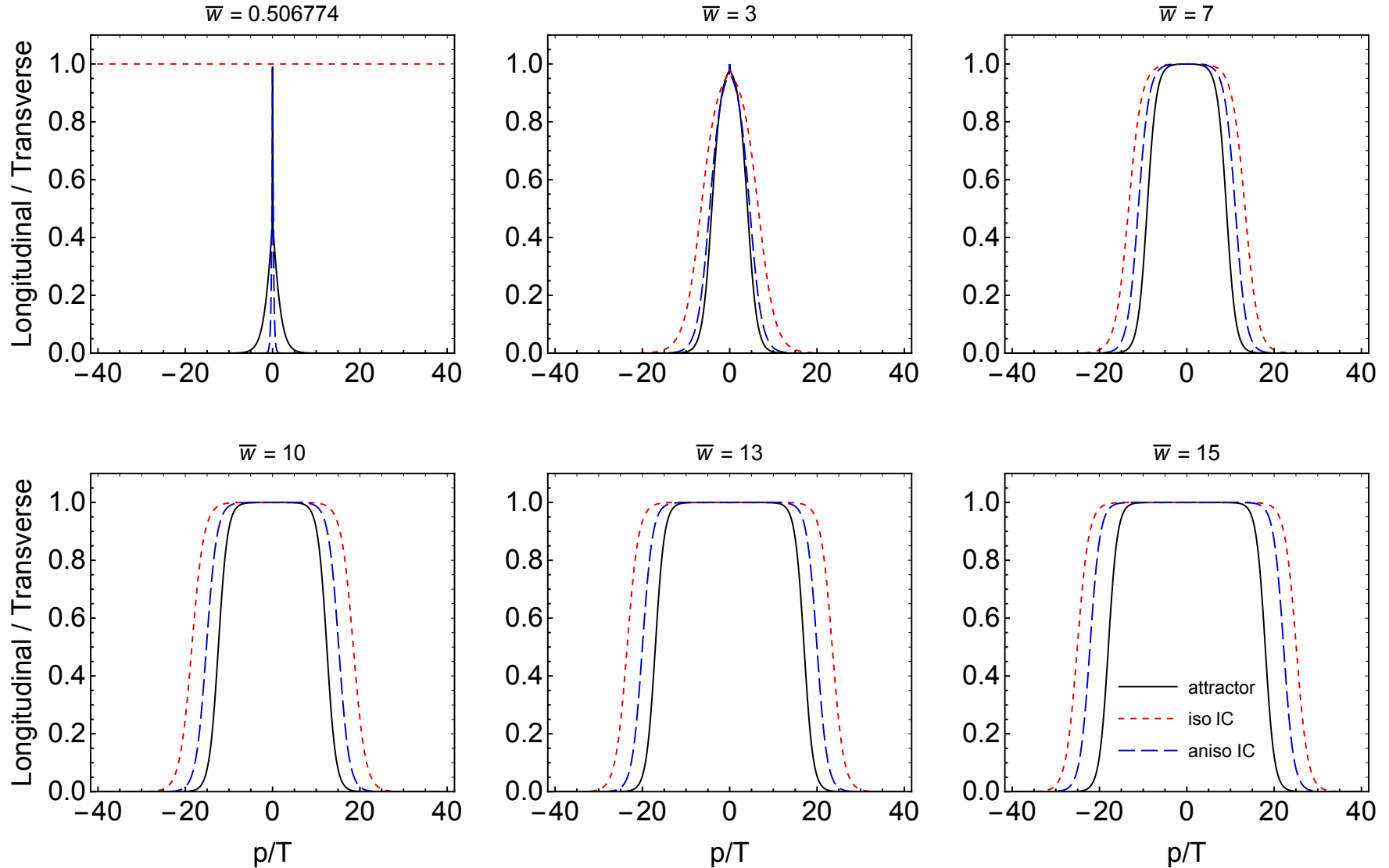
	\bar{w}	τ
1		0.5 fm/c
2		1.3 fm/c
5		4.9 fm/c
10		13.5 fm/c

Assuming $\eta/s = 0.2$ and $T = 500$ MeV

Attractor distribution function



Isotropization front



How does one obtain the attractor?

- Let's look at hydrodynamics-like theories for simplicity (e.g. MIS, DNMR, aHydro, etc.)
- Start with the 0+1d energy conservation equation

$$\tau \dot{\epsilon} = -\frac{4}{3}\epsilon + \Pi \quad \Pi = \Pi^{\zeta}_{\zeta}$$

- Change variables to

$$w = \tau T$$

$$\varphi(w) \equiv \tau \frac{\dot{w}}{w} = 1 + \frac{\tau}{4} \partial_{\tau} \log \epsilon$$

$$w\varphi \frac{\partial \varphi}{\partial w} = -\frac{8}{3} + \frac{20}{3}\varphi - 4\varphi^2 + \frac{\tau}{4} \frac{\dot{\Pi}}{\epsilon}$$

How does one obtain the attractor?

- Need the evolution equation for the viscous correction.
- To linear order in the shear correction (e.g. MIS, DNMR) one has

$$\dot{\Pi} = \frac{4\eta}{3\tau\tau_\pi} - \beta_{\pi\pi} \frac{\Pi}{\tau} - \frac{\Pi}{\tau_\pi} \quad \text{For DNMR in RTA } \beta_{\pi\pi} = \frac{38}{21}$$

- Plugging this into the energy-momentum conservation equation gives

$$\bar{w}\varphi\varphi' + 4\varphi^2 + \left[\bar{w} + \left(\beta_{\pi\pi} - \frac{20}{3} \right) \right] \varphi - \frac{4c_{\eta/\pi}}{9} - \frac{2}{3}(\beta_{\pi\pi} - 4) - \frac{2\bar{w}}{3} = 0$$

$$\bar{w} \equiv \frac{w}{c_\pi} = \frac{\tau T}{5\bar{\eta}} \quad c_{\eta/\pi} \equiv \frac{c_\eta}{c_\pi} = \frac{1}{5}$$

How does one solve for the attractor?

$$\bar{w}\varphi\varphi' + 4\varphi^2 + \left[\bar{w} + \left(\beta_{\pi\pi} - \frac{20}{3}\right)\right]\varphi - \frac{4c_{\eta/\pi}}{9} - \frac{2}{3}(\beta_{\pi\pi} - 4) - \frac{2\bar{w}}{3} = 0$$

$$\bar{w} \equiv \frac{w}{c_\pi} = \frac{\tau T}{5\bar{\eta}} \qquad c_{\eta/\pi} \equiv \frac{c_\eta}{c_\pi} = \frac{1}{5}$$

- First try to approximate using “slow-roll” approx ($\varphi' = 0$)
- From this, we can read off the boundary condition as $w \rightarrow 0$

$$\lim_{\bar{w} \rightarrow 0} \varphi(\bar{w}) = \frac{1}{24} \left(-3\beta_{\pi\pi} + \sqrt{64c_{\eta/\pi} + (3\beta_{\pi\pi} - 4)^2 + 20} \right)$$

- Then numerically solve the ODE at the top of the slide

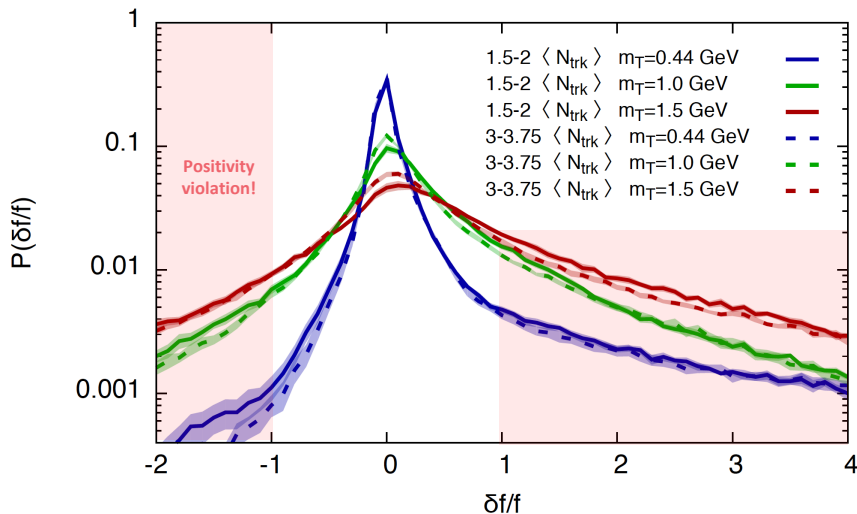
Are the viscous corrections under control?

p-Pb with IP-Glasma + MUSIC + URQMD

H. Mäntysaari, B. Schenke, C. Shen, P. Tribedy, PLB 772, 681 (2017)

$v_n(p_T)$, however, studying the distribution of corrections relative to the thermal distribution from all freeze-out surface cells, we find a significant share (10% for $p_T \sim 0.45$ GeV, 25% for $p_T \sim 1$ GeV, 45% for $p_T \sim 1.5$ GeV for pions) of large (shear) corrections ($|\delta f|/f \gtrsim 100\%$).

This demonstrates that our results are plagued by large viscous corrections, in particular for $p_T \gtrsim 1$ GeV. Nevertheless, p_T -integrated quantities are dominated by low p_T contributions and less sensitive to these problems.



- In small systems, no.
- **Short lifetime + large viscous corrections at freezeout \rightarrow large δf corrections on freeze-out hypersurface**
- As a result, simulations suffer from negative effective pressures and f in a large hypervolume.
- Groups deal with this differently. SONIC, for example, uses an “exponentiation trick” introduced by Pratt and Torrieri in PRC 82, 044901 (2010) to prevent $f < 0$ on the switching surface (still large correction).